



# F-PACE



**ENTER**  
**swipe to interact**

**“DRAMATIC PROPORTIONS, FLUIDITY OF LINE AND AN ASSERTIVE STANCE ARE ALL EVIDENT IN THIS, OUR LUXURY PERFORMANCE SUV.”**

“Its compelling exterior changes enhance F-PACE’s World Car Design of the Year standing, whilst its interior provides a sophisticated, crafted, contemporary experience. The latest technologies help keep you safe, connected, informed and entertained. F-PACE looks and feels like no other SUV.”



**ADAM HATTON**  
EXTERIOR DESIGN DIRECTOR



DESIGN

PRACTICALITY  
AND SAFETY

PERFORMANCE

TECHNOLOGY

F-PACE SVR

YOUR F-PACE




# F-PACE. OUR AWARD-WINNING SUV HAS EVOLVED.

Building on its original design cues, F-PACE looks, drives and feels like no other SUV. The bonnet has been refined, framing a more distinguished, precision-engineered front grille inspired by our signature monogram pattern.

Vehicles shown are from the Jaguar global range. Specifications, options and availability may vary between markets and should be verified with your local Jaguar Retailer. CO<sub>2</sub> and fuel economy figures may vary according to wheel fitment and optional extras fitted.

Features and their availability may differ by vehicle specification and market. Please refer to the Specification and Price Guide for details or contact your local Jaguar Retailer for more information.



DESIGN

PRACTICALITY  
AND SAFETY

PERFORMANCE

TECHNOLOGY

F-PACE SVR

YOUR F-PACE

## **DISTINCTIVE LIGHTS ADD TO ITS DYNAMISM**

F-PACE's slim double 'J' graphic, Premium LED headlights with signature DRL have been designed to enhance the car's dynamic, purposeful look. Added to which, you'll see that the laser-etched monogram detailing - unique to Jaguar - is just one of many lovely touches that elevate the car's looks even further.



**DESIGN**

**PRACTICALITY  
AND SAFETY**

**PERFORMANCE**

**TECHNOLOGY**

**F-PACE SVR**

**YOUR F-PACE**



The car's individual shape is emphasised by a tapered roofline to reinforce its dynamic stance. The shoulders add to that more purposeful and assertive appearance. Details such as the leaper fender vent give this extraordinary SUV an even greater presence – one that's truly enhanced with a set of 22" Gloss Black wheels with Satin Black inserts\*.

\*The option shown has linked features. Engine dependent.

**VEHICLE SHOWN: F-PACE R-DYNAMIC HSE IN YULONG WHITE WITH OPTIONAL FEATURES FITTED (MARKET DEPENDENT)**



DESIGN

PRACTICALITY  
AND SAFETY

PERFORMANCE

TECHNOLOGY

F-PACE SVR

YOUR F-PACE



## **BEAUTY, ANY WAY YOU LOOK AT IT.**

There's something enticing about the way F-PACE's reimagined tailgate forms a stunning framework for the high-intensity signature LED lights, with slim, double-chicane signatures and horizontal 3D lenses. The car's rear haunches now look visually wider. Added to which, integrated tailpipes\*, and airflows within the valance, enhance the car's sporty credentials.

\*Engine dependent.



DESIGN

PRACTICALITY  
AND SAFETY

PERFORMANCE

TECHNOLOGY

F-PACE SVR

YOUR F-PACE



**“SIGNATURE PIECES OF CRAFTSMANSHIP REIMAGINE OUR JAGUAR VALUES.”**

“Inside, F-PACE beholds an interior epitomising a new luxury, fresh contemporary design and the very latest connected technology. Tactile driver controls reaffirm our performance DNA while signature pieces of craftsmanship reimagine our Jaguar values in a modern context.

Jaguar is proudly back where we belong – beautiful interiors, lovingly crafted.”

A handwritten signature in black ink that reads "Alister Whelan." The signature is fluid and cursive, with a period at the end.

**ALISTER WHELAN**  
INTERIOR DESIGN DIRECTOR



DESIGN

PRACTICALITY  
AND SAFETY

PERFORMANCE

TECHNOLOGY

F-PACE SVR

YOUR F-PACE



## INNER BEAUTY. REDEFINED.

The cabin is tactile and sumptuous. Seating with exquisitely crafted Luxtec\*, DuoLeather or Windsor leather upholstery in a choice of colours, merges seamlessly with quality veneers. Surfaces are beautifully streamlined and soft to the touch, with everything from the instrument panel topper to the lower surfaces being wrapped.

New optional Premium Cabin Lighting\* offers a choice of 30 different colours to suit your mood. Intuitive controls and an 11,4" curved Touchscreen deliver wonderfully rich audio-visual infotainment.

\*Model dependent.

**INTERIOR SHOWN: F-PACE HSE FEATURING LIGHT OYSTER WINDSOR LEATHER COMFORT SEATS AND OPTIONAL FEATURES FITTED (MARKET DEPENDENT)**



DESIGN

PRACTICALITY  
AND SAFETY

PERFORMANCE

TECHNOLOGY

F-PACE SVR

YOUR F-PACE





## A TRANQUIL SANCTUARY

Settle into the luxurious Windsor leather front seat<sup>1</sup> and look around the driver-focused cabin. Place your hands on the split-rim steering wheel and let the calmness and comfort of the environment envelop you. The digital climate control has the most tactile details. Natural Wood veneers or Aluminium trim finishers on the dashboard and centre console area accentuate the sense of space. Whilst the option of a fixed or sliding panoramic roof<sup>2</sup> enhances that light and airy feeling.

<sup>1</sup>The option shown has linked features. <sup>2</sup>Not available with electrically deployable tow bar or tow hitch receiver on P400e.



DESIGN

PRACTICALITY  
AND SAFETY

PERFORMANCE

TECHNOLOGY

F-PACE SVR

YOUR F-PACE



## **GREATNESS IS IN THE DETAILS**

British charm and a sense of occasion influences every feature of F-PACE design. From nods to our heritage with monogram signature engraving on the digital rotary dials and perforation on the seating, inspired by the original Jaguar logo; to subtle 'cricket ball' stitching on the Drive Selector and embossed Jaguar leapers on the headrests. Every millimetre of the interior has been fine-tuned and crafted.



DESIGN

PRACTICALITY  
AND SAFETY

PERFORMANCE

TECHNOLOGY

F-PACE SVR

YOUR F-PACE

# A SPORTY SUV FOR THE PRACTICAL YOU

Sporty. Eye-catching. Capable of carrying everything you want to take. In F-PACE there's space for five adults to sit comfortably, with plenty of head and leg room. Plus, a 40:20:40 seating configuration means each of the seats can be folded completely or individually, to accommodate both passengers and bulky items. In fact, with all the rear seats folded, F-PACE's total loadspace capacity comes to a very impressive 1.842 litres\*.



\*Wet volume is the industry standard, which is measured by filling the loadspace with liquid. Volume measured up to the headliner. Boot configuration and total loadspace will vary by vehicle specification (model and powertrain) and market, and if full size spare or space saver spare wheel is fitted.



DESIGN

**PRACTICALITY  
AND SAFETY**

PERFORMANCE

TECHNOLOGY

F-PACE SVR

YOUR F-PACE

## WHEN LIFE SAYS YOU NEED MORE SPACE

Because of the sheer generosity of its loadspace (up to a class-leading 793 litres<sup>1,2</sup>), F-PACE is perfect for most activities with family and friends. There's a flat loading lip<sup>2</sup> in the boot to make packing and stowing easier, whilst optional loadspace storage rails and functional accessories are available. These include a full-size luggage partition and quilted loadspace liner. VIPs (Very Important Pets) are always more than welcome.

<sup>1</sup>Wet volume is the industry standard, which is measured by filling the loadspace with liquid. Volume measured up to the headliner. <sup>2</sup>Boot configuration and total loadspace will vary by vehicle specification (model and powertrain) and market, and if full size spare or space saver spare wheel is fitted.



DESIGN

**PRACTICALITY  
AND SAFETY**

PERFORMANCE

TECHNOLOGY

F-PACE SVR

YOUR F-PACE



## TAKING YOUR LIFE WITH YOU

There are some superbly functional and clever interior features on F-PACE: generous door bins, armrest stowage, twin cup holders and an additional stowage space for small items under the centre console. Space is available for two ISOFIX child seats on the outer rear seats, with a third child seat in the centre if needed. Up to four USB charging points and wireless device charging with signal booster<sup>1</sup> for your phone are also on hand.

<sup>1</sup>Market dependent. Compatible smartphones only. <sup>2</sup>The option shown has linked features.

**INTERIOR SHOWN: F-PACE HSE FEATURING LIGHT OYSTER WINDSOR LEATHER SEATS AND OPTIONAL FEATURES FITTED (MARKET DEPENDENT)**

The new Cabin Air Purification Plus<sup>2</sup> enhances driver and passenger wellbeing by monitoring CO<sub>2</sub> levels - both inside your vehicle and in the environment outside - and adjusting accordingly.

This convenient function can also be operated on demand, with a timed 'purge' option, helping you to stay comfortable and alert at all times. This is in addition to Cabin Air Ionisation with PM2,5 filter, our specially designed filter that captures fine particles and airborne allergens from the outside air, including dust and pollen.



DESIGN

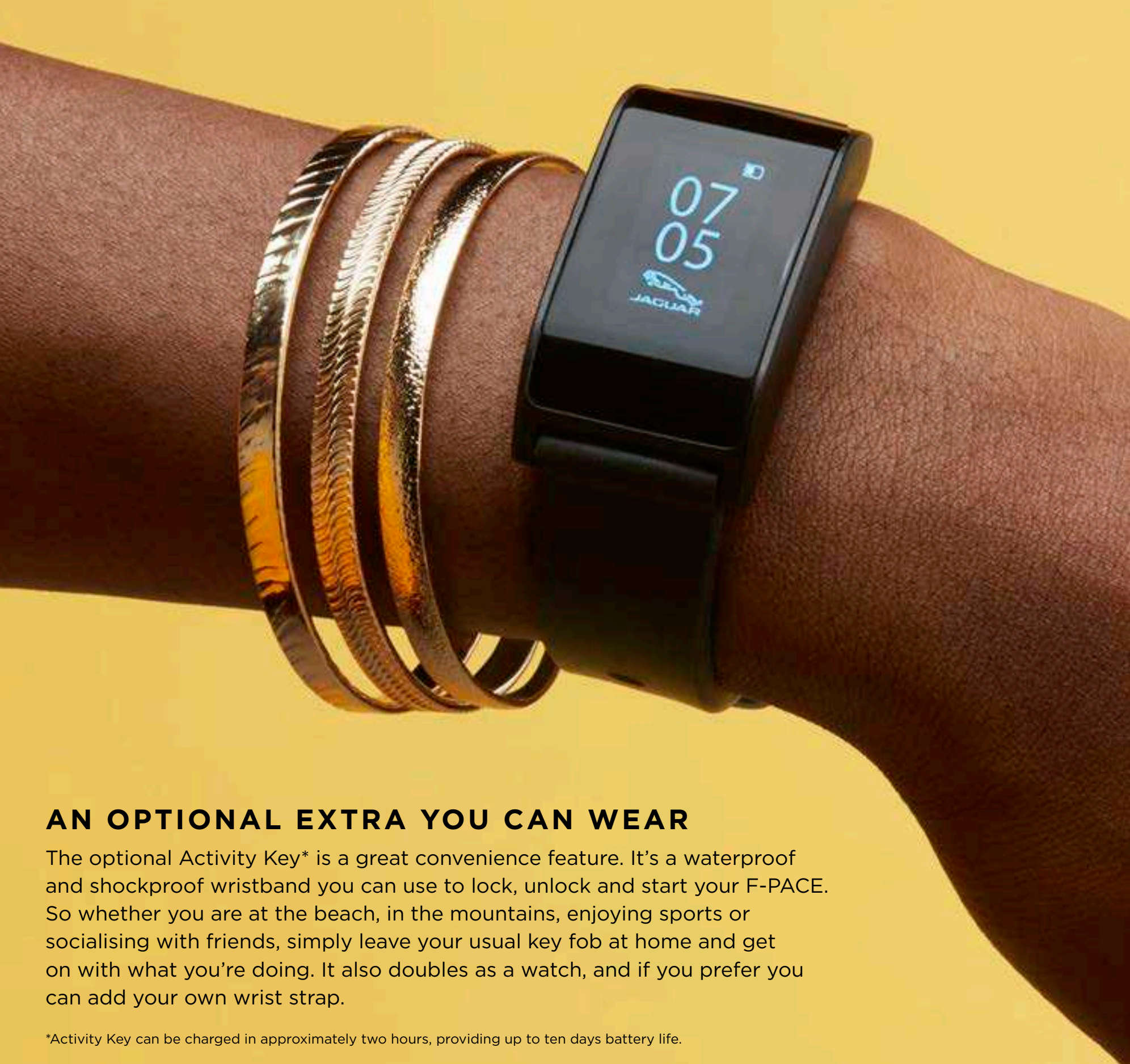
**PRACTICALITY  
AND SAFETY**

PERFORMANCE

TECHNOLOGY

F-PACE SVR

YOUR F-PACE



## AN OPTIONAL EXTRA YOU CAN WEAR

The optional Activity Key\* is a great convenience feature. It's a waterproof and shockproof wristband you can use to lock, unlock and start your F-PACE. So whether you are at the beach, in the mountains, enjoying sports or socialising with friends, simply leave your usual key fob at home and get on with what you're doing. It also doubles as a watch, and if you prefer you can add your own wrist strap.

\*Activity Key can be charged in approximately two hours, providing up to ten days battery life.



DESIGN

**PRACTICALITY  
AND SAFETY**

PERFORMANCE

TECHNOLOGY

F-PACE SVR

YOUR F-PACE



## TECH THAT PROTECTS

It's essential that you feel alert and safe on the roads, especially with family, friends, or pets in the car. F-PACE comes with advanced safety technologies as standard, including Emergency Braking, Lane Keep Assist, Cruise Control and Speed Limiter, as well as a Driver Condition Monitor. Features such as Front and Rear Parking Aid and Rear Camera are also included, meaning you can feel more confident on the road and enjoy hassle-free parking. And to help make your journeys even easier, there are optional packs available too, such as Blind Spot Assist Pack, Driver Assist Pack and Park Assist Pack.

[EXPLORE DRIVER ASSISTANCE](#)



DESIGN

**PRACTICALITY  
AND SAFETY**

PERFORMANCE

TECHNOLOGY

F-PACE SVR

YOUR F-PACE



## **BLIND SPOT ASSIST PACK**

To take the stress out of motorway driving, our optional Blind Spot Assist Pack\* includes Blind Spot Assist and Rear Traffic Monitor for added safety when changing lanes and Clear Exit Monitor to help passengers stay safe as they exit the vehicle.

## **DRIVER ASSIST PACK**

Driver Assist Pack\* contains Rear Collision Monitor and Adaptive Cruise Control with Steering Assist which helps make motorway driving and heavy traffic situations even easier and more comfortable. It achieves this by gently assisting with steering, acceleration and braking to centre the vehicle in lane and maintain a set distance from vehicles ahead. You'll feel it working with you as you keep your hands on the wheel and monitor your surroundings. Driver Assist Pack also includes the features of Blind Spot Assist Pack.

\*The option shown has linked features.

**FEATURE SHOWN: ADAPTIVE CRUISE CONTROL WITH STEERING ASSIST**



DESIGN

**PRACTICALITY  
AND SAFETY**

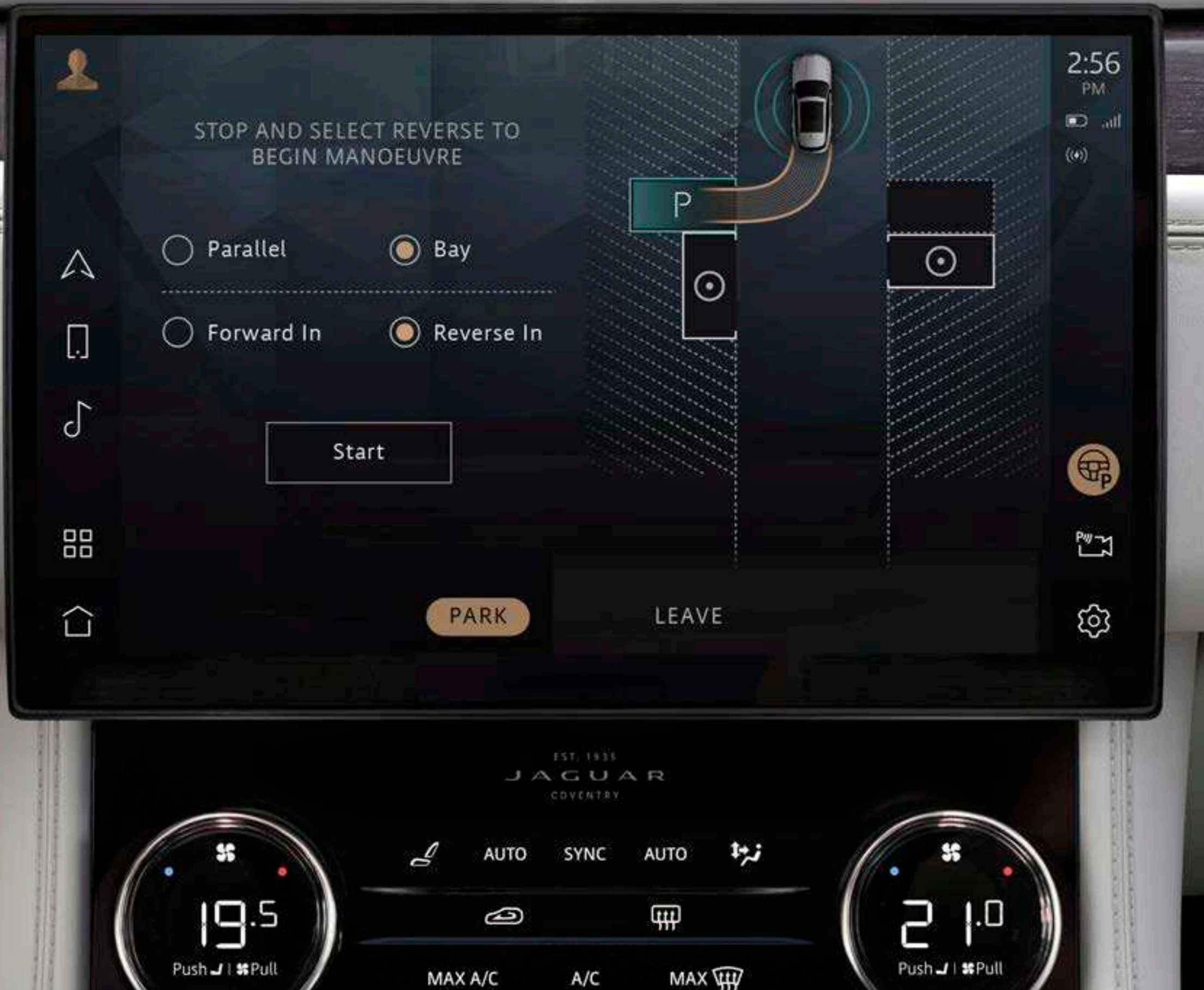
PERFORMANCE

TECHNOLOGY

F-PACE SVR

YOUR F-PACE





## PARK ASSIST PACK

Park Assist Pack\* contains Park Assist and 3D Surround Camera. Park Assist makes parking easier than ever before, by automatically detecting available parking spaces and offering to park for you. At your command, your vehicle will complete the full parking manoeuvre automatically, while you simply sit back and keep an eye on the surroundings.

\*The option shown has linked features.



DESIGN


PRACTICALITY  
AND SAFETY

PERFORMANCE

TECHNOLOGY

F-PACE SVR

YOUR F-PACE



## 3D SURROUND CAMERA

Available with Park Assist Pack or as a standalone feature, 3D Surround Camera\* helps you see more. 3D exterior perspectives alongside a 360° overhead view of your vehicle help you manoeuvre with confidence.

\*The option shown has linked features.



DESIGN


PRACTICALITY  
AND SAFETY

PERFORMANCE

TECHNOLOGY

F-PACE SVR

YOUR F-PACE



## BEAUTIFULLY FUNCTIONAL HEADLIGHTS

Premium LED headlights with signature DRL are fitted as standard, with the option to choose Auto High Beam Assist technology and Animated Directional Indicators. The headlights produce a colour of light that is close to daylight, helping your eyes distinguish objects more easily and reduce driver fatigue.

Optional Pixel LED headlights with signature DRL\* feature our most intelligent technology yet to provide even greater visibility. The Adaptive Front Lights optimise the beam according to your speed, location and current weather conditions. Additionally, the Adaptive Driving Beam automatically splits the main pool of light to help avoid dazzling oncoming drivers.

\*The option shown has linked features.



DESIGN

**PRACTICALITY  
AND SAFETY**

PERFORMANCE

TECHNOLOGY

F-PACE SVR

YOUR F-PACE



# THE ENGINEERING BEHIND THE EXCITEMENT

F-PACE is powered by our range of petrol and diesel engines, with the option of Jaguar Plug-in Hybrid, for those seeking to lower their fuel consumption and CO<sub>2</sub> emissions further still. With a wide range of options available, all including 8-speed Automatic Transmission and All Wheel Drive, F-PACE can perfectly match your lifestyle and driving needs.

You can also benefit from mild hybrid technology\*, which uses a small integrated electric motor to harvest energy lost during deceleration – intelligently redeploying it for improved efficiency.

\*Engine and market dependent.

**VEHICLE SHOWN: F-PACE P400E HSE IN PORTOFINO BLUE  
WITH OPTIONAL FEATURES FITTED (MARKET DEPENDENT)**



DESIGN

PRACTICALITY  
AND SAFETY

PERFORMANCE

TECHNOLOGY

F-PACE SVR

YOUR F-PACE

EXPLORE THIS MODEL



## PLUG-IN HYBRID: AN ECO-THRILLING DRIVE.

Under the bonnet of the F-PACE Plug-in Hybrid is the P400e powertrain consisting of a 2,0 litre, 4-cylinder Petrol engine and a high-capacity 105kW electric motor. This can supply power in parallel with the engine or drive the vehicle in Electric Vehicle (EV) Mode. The 13,6kWh battery delivers an all-electric range of 59km<sup>1</sup> from a full charge, which is capable of managing most urban commutes or day-to-day trips, and can be re-charged in 1 hour 40 minutes<sup>2</sup>.

<sup>1</sup>The figures provided are NEDC2 calculated from official manufacturer's WLTP tests in accordance with EU legislation with a fully charged battery. For comparison purposes only. Real-world figures may differ. CO<sub>2</sub>, fuel economy, energy consumption and range figures may vary according to factors such as driving styles, environmental conditions, load, wheel fitment and accessories fitted. NEDC2 are figures calculated using a Government formula from WLTP figures equivalent to what they would have been under the old NEDC test. The correct tax treatment can then be applied. <sup>2</sup>80% charge with a dedicated wall box. Charging times will vary dependent on many factors, including but not limited to: the age, condition, temperature and existing charge of the battery; facility used and duration of charge.



DESIGN

PRACTICALITY  
AND SAFETY

PERFORMANCE

TECHNOLOGY

F-PACE SVR

YOUR F-PACE

## A CHOICE OF CLEAN EFFICIENT ENGINES

Our current range of lightweight aluminium engines are the cleanest and most efficient we've ever produced. You have a choice of a 4-cylinder Turbocharged Ingenium Petrol engine or the 4-cylinder Turbocharged Ingenium Diesel engines. Alternatively, there are 6-cylinder diesel and petrol engines such as the D300 and the even more powerful P400.



VEHICLE SHOWN: F-PACE R-DYNAMIC HSE IN FIRENZE RED WITH OPTIONAL FEATURES FITTED (MARKET DEPENDENT)



DESIGN

PRACTICALITY  
AND SAFETY

PERFORMANCE

TECHNOLOGY

F-PACE SVR

YOUR F-PACE



## EXPERIENCE EXHILARATION EVERY DAY

It's the refined way F-PACE delivers its athletic performance that really impresses. The 8-speed Automatic Transmission is incredibly responsive, smooth and efficient. And when Dynamic Mode\* is selected in JaguarDrive Control, the acceleration and gear shift points become sharper and more responsive. Also, with Configurable Dynamics\* onboard, you can set up the dynamics so that engine response, gearbox shift points and steering all suit your driving style.

\*Optional feature. Model and engine dependent.

In-car features should be used by drivers only when safe to do so. Drivers must ensure they are in full control of the vehicle at all times.



DESIGN

PRACTICALITY AND SAFETY

PERFORMANCE

TECHNOLOGY

F-PACE SVR

YOUR F-PACE

## WHAT'S THE USE OF WINDING ROADS IF YOU CAN'T ENJOY THEM?

F-PACE's Adaptive Dynamics\* works with Configurable Dynamics\*, so that you can shift from one driving style and one set of road conditions to another. It does this by constantly monitoring your wheel position and body movements, as well as analysing acceleration, steering, throttle and brake movements before automatically adjusting the suspension. JaguarDrive Control with Adaptive Surface Response also detects rough road and off-road conditions, and adjusts the suspension settings accordingly for a more comfortable ride.

\*Model and engine dependent.



DESIGN

PRACTICALITY  
AND SAFETY

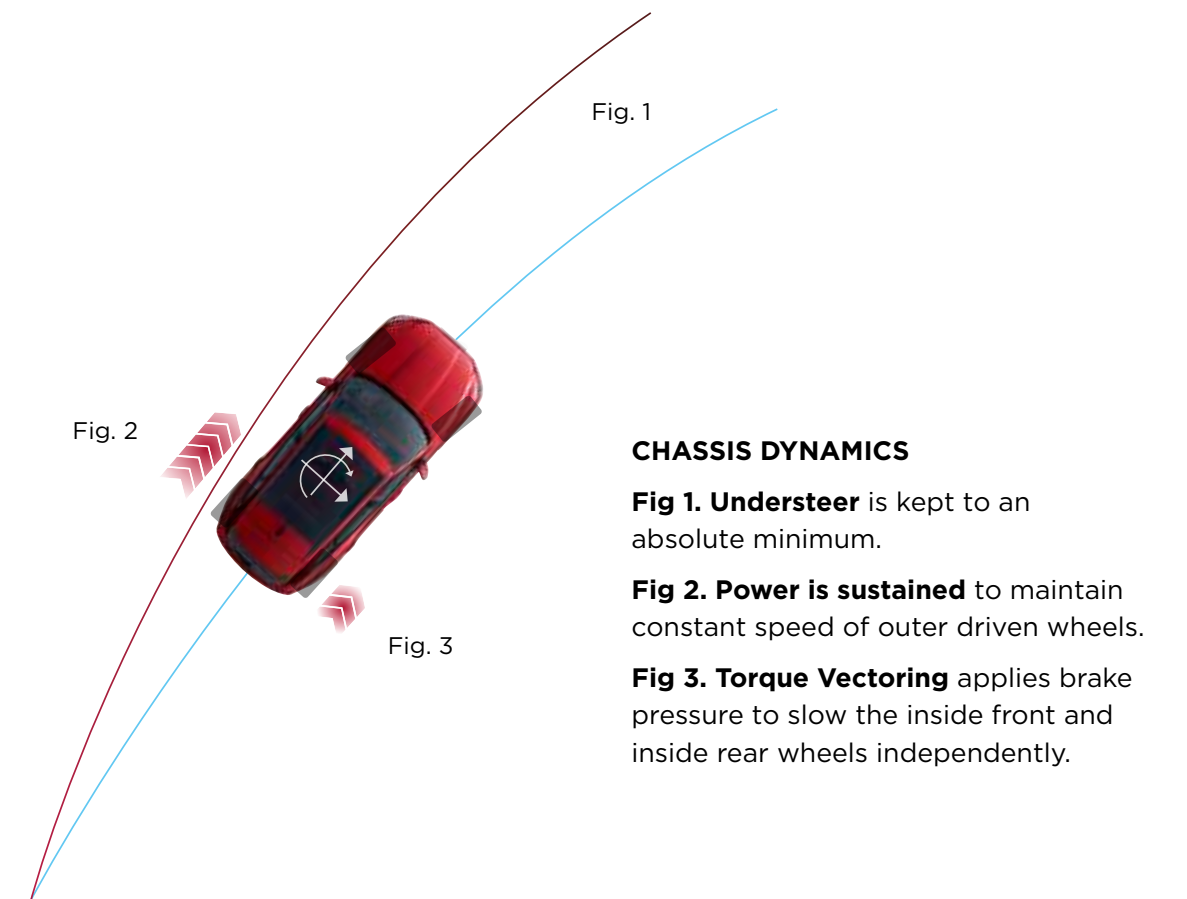
PERFORMANCE

TECHNOLOGY

F-PACE SVR

YOUR F-PACE





When straight roads become snaking roads, F-PACE's Torque Vectoring by Braking makes all the difference. It provides controlled independent braking on the inside front and rear wheels to maximise capability through even the tightest corners. Together with Dynamic Stability Control, it corrects understeer, giving the vehicle its sports car-like agility and providing you with extra confidence when driving.



DESIGN

PRACTICALITY  
AND SAFETY

PERFORMANCE

TECHNOLOGY

F-PACE SVR

YOUR F-PACE



## **ALL-WHEEL, ALL-WEATHER.**

F-PACE's All Wheel Drive (AWD) system combines the agility and character of Rear Wheel Drive (RWD) with the added security and traction of AWD. In normal driving conditions, F-PACE is predominantly RWD for better handling and balance. But when roads or conditions become more challenging, the system subtly channels power for optimum traction and more comfortable progress. This is when Jaguar's Intelligent Driveline Dynamics (IDD) kicks in, using sensors measuring throttle and steering inputs to anticipate wheel slip. IDD seamlessly co-ordinates these inputs, and compares them with responses from the engine, transmission and traction control systems to calculate the traction available and distribute torque accordingly, even before grip is lost.

Specialist snow and ice skills training, Jaguar dedicated off-road facility.



DESIGN

PRACTICALITY  
AND SAFETY

**PERFORMANCE**

TECHNOLOGY

F-PACE SVR

YOUR F-PACE



# A FULLY CONNECTED JOURNEY

## SIMPLICITY AS STANDARD

No more endless menus. No more fidgety commands. Pivi, Jaguar's impressive and seamless in-car infotainment system, enables you to do 80 percent of your usual tasks with just one or two taps. All on the home screen. Engineered around a smartphone-like interface, it features an intuitive 11,4" Touchscreen that allows you to go right to what's needed, when you need it. Plus, you can now wirelessly connect your smartphone\*, to enjoy your favourite compatible apps.



\*Compatible smartphones only. Your car is prepared for Apple CarPlay. The services offered by Apple CarPlay depend on feature availability in your country, please see [apple.com](https://apple.com) for more information. Your car is prepared for Android Auto. The services offered by Android Auto depends on feature availability in your country, please see [android.com](https://android.com) for more information.

All in-car features should be used by drivers only when safe for them to do so. Drivers must ensure they are in full control of the vehicle at all times. Pivi and InControl features, options, third party services and their availability remain market dependent - check with your Jaguar Retailer for local market availability and full terms. Mobile network connectivity cannot be guaranteed in all locations. Information and images displayed in relation to the InControl technology, including screens or sequences, are subject to software updates, version control and other system/visual changes depending on options selected.



DESIGN

PRACTICALITY AND SAFETY

PERFORMANCE

TECHNOLOGY

F-PACE SVR

YOUR F-PACE

## PREMIUM FUNCTIONALITY

Upgrade to Pivi Pro<sup>1</sup> and you'll enjoy fast start-up and even greater connectivity. With the Remote App<sup>2</sup> as standard, your F-PACE is always in the palm of your hand. Preset your navigation, confirm your vehicle's location, check fuel levels and set the interior temperature – all before you've opened the car door. Along the way, intelligent re-routing can find you the best path to take, as well as updating parking availability, fuel price comparisons, café locations and traffic hotspots. Intelligent and intuitive, it also learns your regular and favourite routes, so that Smart Voice Guidance can make sure your song won't be interrupted with unnecessary instructions. A 12,3" Interactive Driver's Display<sup>3</sup> is optional, as is a Head-up Display<sup>4</sup>, which projects key information onto the windscreen in your line of sight, so you can focus on the road ahead.

<sup>1</sup>The option shown has linked features. Connected Navigation will require further subscription after the initial term advised by your Jaguar Retailer. <sup>2</sup>Remote contains subscription services that can be extended after the initial term advised by your Jaguar Retailer. The Remote App will need to be downloaded from the Apple App Store/Google Play Store. <sup>3</sup>The option shown has linked features. <sup>4</sup>The option shown has linked features in some markets. Navigation directions on the windscreen only appear when Pivi Pro is fitted to the vehicle.



DESIGN

PRACTICALITY  
AND SAFETY

PERFORMANCE

TECHNOLOGY

F-PACE SVR

YOUR F-PACE



## ENTERTAINMENT FOR ALL

We know how important it is for you to stay connected. With Pivi Pro's Online Pack<sup>1</sup>, you can enjoy your favourite music streamed from multiple services, including Spotify, TunesIn and Deezer, right through your F-PACE's speakers. As passengers, you can all take full advantage of the optional Wi-Fi Enabled with Data Plan<sup>2,3</sup>, streaming entertainment with up to 20GB of data per month. Whether that's browsing your socials, playing online games, or immersing yourselves in a movie.

<sup>1</sup>The option shown has linked features. Fair use policy may apply. Standard 1 year subscription, which can be extended after the initial term advised by your Jaguar Retailer. <sup>2</sup>The option shown has linked features. Fair use policy applies. After 20GB of data is used within a month, data speeds and functionality on vehicle may reduce for the rest of the month. For details of the Fair Usage Policy associated with this feature, please refer to the InControl Pivi Pro Terms at [jaguar.com/pivi-pro-terms](http://jaguar.com/pivi-pro-terms) <sup>3</sup>Playback time is dependent on streaming provider and the definition of the video content. HD video will significantly increase data usage.



DESIGN

PRACTICALITY  
AND SAFETY

PERFORMANCE

TECHNOLOGY

F-PACE SVR

YOUR F-PACE



## HOW DOES MUSIC MAKE YOU FEEL?

Music has the power to change your mood, evoke memories and affect your wellbeing. It can give you tingles or make you cry. It's why music and cars go so well together. Sitting behind the wheel, listening to your favourite artist, band or composer. It's your space. Your world. But what if you could do more than simply listen to the music? What if you could feel it, experience it, immerse yourself in it? What if you could make more of a connection with the music and enjoy a greater sense of acoustic involvement in your Jaguar?

British-based Meridian™ Audio are all about the musical experience – the very sense of being there. Their award-winning, precision-engineered audio systems are built on a lifetime of research into psychoacoustics (the science of how the human brain perceives sound) to deliver a performance that is so true to life, you feel every beat, every breath.

Meridian™ is a registered trademark of Meridian Audio Ltd. Trifield and the three fields device is a trademark of Trifield Productions Ltd.



DESIGN

PRACTICALITY  
AND SAFETY

PERFORMANCE

TECHNOLOGY

F-PACE SVR

YOUR F-PACE

# FEEL THE MUSIC WITH MERIDIAN™

Meridian™'s approach to in-car audio is all about managing the sound stage; intensifying the levels of depth, clarity and realism of the music, by using a combination of advanced acoustic technology and strategically positioned speakers.

Wherever you sit in the car, you'll get the same concert-quality sound. Each strike of the piano, every guitar pick, horn blast, chorus and melody reveals itself with precision and texture, just as the artist intended. It's intimate, dramatic and atmospheric - whether you're enjoying the twists and turns of an open road or stuck in rush-hour traffic.

EXPLORE MERIDIAN™



6 SPEAKERS

## 1. SOUND SYSTEM

Gives new levels of realism to your favourite music with a combination of speakers, 6-channel amplifier, Audio Equalisation and Dynamic Volume Control.



12 SPEAKERS 1 SUBWOOFER 400W AMPLIFIER POWER

## 2. MERIDIAN™ SOUND SYSTEM

Brings detail and clarity to everyone in the car with strategically arranged speakers and a dual-channel subwoofer to deliver a full, sophisticated sound.



16 SPEAKERS 1 SUBWOOFER 650W AMPLIFIER POWER

## 3. MERIDIAN™ SURROUND SOUND SYSTEM

Enjoy an engaging, authentic concert hall experience as you're enveloped in the fullness and clarity of side, front and rear speakers seamlessly integrated using Trifield™ technology.

Visuals aim to represent the perceived placement of the musicians based on an occupant seated on the right side of the vehicle.



DESIGN

PRACTICALITY  
AND SAFETY

PERFORMANCE

TECHNOLOGY

F-PACE SVR

YOUR F-PACE

# F-PACE SVR



Welcome to F-PACE SVR: the pinnacle of our award-winning model lineup. Designed and engineered by Jaguar's Special Vehicle Operations division, F-PACE SVR combines class-leading performance, agility and dynamism with the practicality of an SUV. This is the ultimate driver's car. At the heart of F-PACE SVR lies a powerful V8 Supercharged Petrol engine, delivering breathtaking power and a visceral driving experience.

[EXPLORE THIS MODEL](#)



VEHICLE SHOWN: F-PACE SVR IN ATACAMA ORANGE WITH OPTIONAL FEATURES FITTED (MARKET DEPENDENT)



DESIGN

PRACTICALITY  
AND SAFETY

PERFORMANCE

TECHNOLOGY

F-PACE SVR

YOUR F-PACE



## PERFORMANCE

The 5,0 litre V8 Supercharged Petrol engine delivers 550PS of power and 700Nm of torque. The latest technology – including new Dynamic Launch – means F-PACE SVR roars from 0-100km/h in just 4,0 seconds, reaching a top speed of 286km/h.

Stiffer front and rear springs and improved dampers provide enhanced ride and handling. Adaptive Dynamics ensures exceptional agility for an exhilarating, confident ride, with the new 'Integrated Power Booster' for updated braking performance.



DESIGN

PRACTICALITY  
AND SAFETY

PERFORMANCE

TECHNOLOGY

F-PACE SVR

YOUR F-PACE



## EXTERIOR

Stunning to look at, F-PACE SVR's exterior has been designed to enhance aerodynamics and performance. The front bumper features larger air intakes, providing both an assertive, sporty stance and assisting airflow to the powertrain and cooling systems. A unique front fender also sets this vehicle apart, while highly functional bonnet vents and side vents - finished in sleek Satin Grey - minimise air pressure to the wheel arches, reducing front end lift.

VEHICLE SHOWN: F-PACE SVR IN VELOCITY BLUE WITH OPTIONAL FEATURES FITTED (MARKET DEPENDENT)



DESIGN

PRACTICALITY  
AND SAFETY

PERFORMANCE

TECHNOLOGY

F-PACE SVR

YOUR F-PACE

## EXTERIOR

F-PACE SVR's lightweight alloy wheels provide handling confidence while lending eye-catching style - whether you choose the standard 21" or optional 22" Technical Grey with Diamond Turned finish wheels, or our 22" wheels in Gloss Black with Technical Grey detail. Add the finishing touch with new Black Exterior Pack, featuring Gloss Black finishes and detailing throughout such as the grille surrounds, Jaguar leaper and F-PACE badges.

For performance you can hear, the Variable Valve Active Exhaust System optimises sound quality and performance. Enjoy refined and effortless travel when in Comfort Mode, or switch to Dynamic Mode for a drive that's tuned to thrill. Acoustic feedback responds to driver input, delivering a racecar-inspired crescendo.



DESIGN

PRACTICALITY  
AND SAFETY

PERFORMANCE

TECHNOLOGY

F-PACE SVR

YOUR F-PACE



## INTERIOR

Inside F-PACE SVR, style and performance work in perfect harmony. Windsor leather and suedecloth are used throughout the cabin, affording sporty looks and SUV versatility. The 14-way, heated and cooled front Performance seats feature SVR branding and a perforated pattern, while in the back, unique heated rear seats echo these design cues. A choice of four interior colourways allows you to add your own style, or you can upgrade to perforated Semi-Aniline leather seats in stunning Light Oyster or Ebony. The choice is yours.

**INTERIOR SHOWN: F-PACE SVR FEATURING LIGHT OYSTER SEMI-ANILINE LEATHER PERFORMANCE SEATS WITH OPTIONAL FEATURES FITTED (MARKET DEPENDENT)**



DESIGN

PRACTICALITY  
AND SAFETY

PERFORMANCE

TECHNOLOGY

F-PACE SVR

YOUR F-PACE

## INTERIOR

F-PACE SVR's sporting character is underscored by such touches as the updated leather steering wheel with thumb grips - featuring a Monogram dimpled outer rim and unique Flame Red and Light Lunar SVR stitching on the inside rim. The Monogram dimpled leather Drive Selector is the perfect complement while unique aluminium veneers, with Monogram etching with the option to upgrade to Open Pore Carbon Fibre, complete the look. With Pivi Pro's 12,3" Interactive Driver Display\* providing information at a glance, the cabin is as intuitive as it is sophisticated.

[EXPLORE THIS MODEL](#)

\*Connected Navigation will require further subscription after the initial term advised by your Jaguar Retailer.



DESIGN

PRACTICALITY  
AND SAFETY

PERFORMANCE

TECHNOLOGY

F-PACE SVR

YOUR F-PACE

CHOOSE YOUR MODEL

# WHICH F-PACE FITS YOUR LIFE?

Browse the F-PACE lineup and discover your perfect combination of performance, style and practicality. We've also put together a range of specification packs to extend your chosen Jaguar F-PACE's versatility and individuality.

## F-PACE

The foil-tipped grille and surround are finished in Noble Chrome, giving the vehicle a purposeful look. 18" Style 1021 wheels in Gloss Sparkle Silver add to its contemporary appeal. In the cabin, you'll find highly comfortable Luxtec 8-way powered seats which are available in either Ebony or Light Oyster.

## F-PACE R-DYNAMIC

R-Dynamic features specifically created body enhancements and a Shadow Atlas foil-tipped grille combined with 19" Style 5037 wheels in Gloss Black. These all add to the car's assertive design credentials. The interior features perforated DuoLeather sport seats in a choice of individual colours, including Mars Red and Siena Tan.



DESIGN

PRACTICALITY  
AND SAFETY

PERFORMANCE

TECHNOLOGY

F-PACE SVR

YOUR F-PACE



### **F-PACE R-DYNAMIC BLACK**

F-PACE R-Dynamic Black exudes sporty appeal. Gloss Black mirror covers make a bold design statement, along with the Black Exterior Pack featuring Gloss Black roof rails. Looks that are amplified by the 20" Style 1067 Gloss Black wheels with Red brake calipers. A fixed panoramic roof brings the outside in and further enhances the bright, spacious environment. Plus, rich Satin Charcoal Ash veneers help to create a luxurious sanctuary for you to sit back and enjoy.



DESIGN

PRACTICALITY  
AND SAFETY

PERFORMANCE

TECHNOLOGY

F-PACE SVR

**YOUR F-PACE**



### **F-PACE SVR**

Designed for enhanced aerodynamics and performance, F-PACE SVR features an all-new front bumper with larger air intakes, while optional 22" Gloss Black wheels with Technical Grey detail make a striking impression. Inside, the front Performance seats feature SVR branding with a choice of four interior colourways to match your style. Unique aluminium veneers with Monogram etching complete the look.



DESIGN

PRACTICALITY  
AND SAFETY

PERFORMANCE

TECHNOLOGY

F-PACE SVR

**YOUR F-PACE**



# CREATE YOUR OWN



> BUILD YOUR OWN



> FIND A RETAILER



> COMPARE OUR VEHICLES



> KEEP ME INFORMED



DESIGN

PRACTICALITY  
AND SAFETY

PERFORMANCE

TECHNOLOGY

F-PACE SVR

YOUR F-PACE



### F-PACE ACCESSORIES

Jaguar accessories can be purchased through your Jaguar Retailer and added at any stage of the vehicle's life – not just when it's new. Jaguar approved accessories are designed, tested and manufactured to the same exacting standards as the original equipment fitted to your vehicle. For more information and to see the full list of accessories please visit [accessories.jaguar.com](https://accessories.jaguar.com). You can also include accessories when you configure your F-PACE at [jaguar.com](https://jaguar.com)

VEHICLE SHOWN: F-PACE WITH ACCESSORIES FITTED INCLUDING WHEEL MOUNTED ROOF CYCLE CARRIER AND DEPLOYABLE SIDE STEPS AVAILABLE AT [ACCESSORIES.JAGUAR.COM](https://accessories.jaguar.com)



DESIGN

PRACTICALITY  
AND SAFETY

PERFORMANCE

TECHNOLOGY

F-PACE SVR

YOUR F-PACE



## THE JAGUAR COLLECTION

Dynamic design. It's at the heart of our cars and in every detail of Jaguar's latest collection of apparel and lifestyle accessories for all the family.

**Jaguar junior ride-on car** - Created for kids and modelled on a real Jaguar. Complete with working front and rear LED lights, soft-touch seat and low-noise tyres. Takes 3 x AA batteries (not included). Suitable for children aged 18-36 months.

**Growler graphic cap** - A comfortable cotton cap with silicone Growler logo on the front. Features contrast panels with reflective piping, embroidered Jaguar wordmark to the rear, and leaper branded adjuster.

**Stainless steel travel flask** - Inspired by Jaguar interiors, this smart travel flask features a start/stop ignition button to the lid, with an easy-grip finish.

**Pocket umbrella** - Handy travel umbrella. Aluminium construction with a soft-touch handle.

**Leather loop keyring** - Brushed metal keyring with leather loop. Pull and twist key lock mechanism.

**Performance sunglasses polarised** - High-performance polarised sunglasses for all your activities. Features leaper logo to the corner of the lens.

[EXPLORE THE COLLECTION](#)

# THE WORLD OF JAGUAR

Follow us on:



Your Jaguar drives with an instinct for performance, refined through decades of innovative design and engineering. Power and agility are combined with elegance and grace to deliver a vehicle like no other, a showcase taken even further by Special Vehicle Operations. As a celebration of Jaguar, we've also created a range of experiences and the Jaguar Lifestyle Collection. Added to which, we've even returned to the track with Jaguar Racing. Delve into our world of fearless creativity.



> **BOOK AN EXPERIENCE**



> **SPECIAL VEHICLE OPERATIONS**



> **THE JAGUAR COLLECTION**



> **JAGUAR RACING**



DESIGN

PRACTICALITY  
AND SAFETY

PERFORMANCE

TECHNOLOGY

F-PACE SVR

**YOUR F-PACE**

# AT YOUR SERVICE

As well as providing a range of exclusive services and lifestyle products, the World of Jaguar makes owning and driving carefree and easy.

> **CUSTOMER SERVICE**

> **ROADSIDE ASSISTANCE**

> **FINANCIAL SERVICES**

> **FLEET & BUSINESS**

## **IMPORTANT NOTE ON IMAGERY AND SPECIFICATION**

We are living through exceptional times. Due to the Covid pandemic we have been prevented or delayed in the creation of new images of current model years. Now the global impact of micro chip shortages is further affecting build specifications, options and launch timings. Until this unique event settles, please note that many images cannot be updated to 22 model year specifications. Features, options, trim and colour schemes will differ from many images. Customers are urged to consult your local Retailer for detailed 22 model year specifications and do not base an order on marketing imagery and specification alone. Jaguar Land Rover Limited is constantly seeking ways to improve the specification, design and production of its vehicles, parts and accessories and alterations take place continually, and we reserve the right to change without notice. Some features may vary between optional and standard for different model years. The information, specification, engines and colours on this website are based on European specification and may vary from market to market and are subject to change without notice. Some vehicles are shown with optional equipment and retailer fit accessories that may not be available in all markets. Please contact your local retailer for local availability and prices.

## **COLOURS**

Image colours reproduced here are provided for illustrative purposes only. Colours are reproduced on-screen and may therefore vary compared to the actual finish. The company reserves the right to alter or withdraw any colour finish without notice. Some of these colours may not be obtainable in your country. Please check availability of colours and current specifications with your Jaguar Retailer. Distributors and Retailers are not agents of Jaguar Land Rover Limited and have absolutely no authority to bind Jaguar Land Rover Limited to any express or implied undertaking or representation.

## **ENVIRONMENTAL INNOVATION AT JAGUAR**

Jaguar is committed to reducing dependency on fossil fuels, using fewer natural resources and creating less waste as part of our approach to responsible and sustainable business development.

**Search 'Jaguar Environmental Innovation' for more details.**

Castrol EDGE Professional exclusively recommended by Jaguar.

Meridian™ is the registered trademark of Meridian Audio Ltd.

The Bluetooth® word mark and logos are owned by the Bluetooth SIG, Inc. and any use of such marks by Jaguar Land Rover Limited is under license. iPhone and Apple CarPlay are trademarks is a trademark of Apple Inc., registered in the US and other countries.

The navigation system must always be used in conditions that will not affect the driver's ability to drive safely or affect the safety of other road users. Android Auto is a trademark of Google Inc.

Jaguar Land Rover Limited Registered Office:  
Abbey Road, Whitley, Coventry, CV3 4LF,  
United Kingdom  
Registered in England Number: 1672070

jaguar.com

© Copyright Jaguar Land Rover Limited 2021



DESIGN

PRACTICALITY  
AND SAFETY

PERFORMANCE

TECHNOLOGY

F-PACE SVR

YOUR F-PACE



# F-PACE

TECHNICAL SPECIFICATION  
AUGUST 2021



## F-PACE - TECHNICAL SPECIFICATION

| <b>POWERTRAIN</b>                         | <b>D165 MHEV</b>                           | <b>D200 MHEV</b>  | <b>D300 MHEV</b>  |
|---|--|-------------------|-------------------|
| Transmission                              | Automatic                                  | Automatic         | Automatic         |
| Driveline                                 | AWD  | AWD               | AWD               |
| Maximum power (PS / kW / rpm)             | 163 / 120 / 3.750                          | 204 / 150 / 3.750 | 300 / 221 / 4.000 |
| Maximum torque (Nm / rpm)                 | 380 / 1.500-2.500                          | 430 / 1.750-2.500 | 650 / 1.500-2.500 |
| Capacity (cc)                             | 1.997                                      | 1.997             | 2.996             |
| No. of cylinders / Valves per cylinder    | 4 / 4                                      | 4 / 4             | 6 / 4             |
| Cylinder layout                           | Inline                                     | Inline            | Inline            |
| Bore / stroke (mm)                        | 83 / 92,31                                 | 83 / 92,31        | 83 / 92,31        |
| Compression ratio (:1)                    | 16,5+ / -0,5                               | 16,5+ / -0,5      | 15,5              |
| <b>PERFORMANCE</b>                        |  |                   |                   |
| Acceleration (secs) 0-100 km/h (0-60 mph) | 9,9 (9,2)                                  | 8,0 (7,6)         | 6,4 (6,1)         |
| Maximum speed km/h (mph)                  | 195 (121)                                  | 210 (130)         | 230 (143)         |
| <b>BRAKES</b>                             |  |                   |                   |
| Front type                                | Single Piston Sliding Caliper, Vented Disc |                   |                   |
| Front diameter (mm)                       | 350  | 350               | 370               |
| Rear type                                 | Single Piston Sliding Caliper, Vented Disc |                   |                   |
| Rear diameter (mm)                        | 325  | 325               | 325               |
| Park Brake                                | iEPB, motor on caliper                     |                   |                   |

Some features on images may vary between optional and standard for different model years and due to the impact of Covid-19, many of our images have not been updated to reflect 22MY specifications. Please refer to the car configurator and additionally consult your local Retailer for detailed 22MY specifications and do not base an order on website imagery alone. Jaguar Land Rover Limited is constantly seeking ways to improve the specification, design and production of its vehicles, parts and accessories and alterations take place continually, and we reserve the right to change without notice.

# F-PACE - TECHNICAL SPECIFICATION

| <b>WEIGHTS (kg)*</b>                     | <b>D165 MHEV</b> | <b>D200 MHEV</b> | <b>D300 MHEV</b> |
|--|------------------|------------------|------------------|
| Unladen weight (EU)**                    | 1.951            | 1.951            | 2.083            |
| Unladen weight (DIN)†                    | 1.876            | 1.876            | 2.008            |
| Gross Vehicle Weight (GVW)               | 2.540            | 2.540            | 2.660            |
| <b>TOWING (kg)</b>                       |                  |                  |                  |
| Unbraked trailer                         | 750              | 750              | 750              |
| Maximum towing                           | 2.400            | 2.400            | 2.400            |
| Maximum coupling point (nose weight)     | 100              | 100              | 100              |
| Maximum vehicle and trailer combination  | 4.940            | 4.940            | 5.060            |
| <b>ROOF CARRYING (kg)</b>                |                  |                  |                  |
| Maximum roof load (including cross bars) | 75               | 75               | 75               |

\*Weights reflect vehicles to standard specifications. Optional extras increase weight. \*\*Includes a 75kg driver, full fluids and 90% fuel. †Includes full fluids and 90% fuel.



# F-PACE - TECHNICAL SPECIFICATION

| <b>FUEL ECONOMY</b>                          |             |               | <b>D165 MHEV</b>    |                | <b>D200 MHEV</b>    |                | <b>D300 MHEV</b>      |                |
|--|-------------|---------------|---------------------|----------------|---------------------|----------------|-----------------------|----------------|
| Fuel tank capacity - useable litres          |             |               | 62                  |                | 62                  |                | 68                    |                |
| Diesel/Gasoline Particulate Filter (DPF/GPF) |             |               | ■                   |                | ■                   |                | ■                     |                |
| <b>NEDC EQUIVALENT (NEDC2)*</b>              |             |               | <b>Class A</b>      | <b>Class B</b> | <b>Class A</b>      | <b>Class B</b> | <b>Class A</b>        | <b>Class B</b> |
| NEDC2 Consumption                            | Urban       | l/100km (mpg) | 5,7 (49,6)          | 5,8 (48,7)     | 5,7 (49,6)          | 5,8 (48,7)     | 9,0 (31,4)            | 9,0 (31,4)     |
|  | Extra Urban | l/100km (mpg) | 4,9 (57,6)          | 4,9 (57,6)     | 4,9 (57,6)          | 4,9 (57,6)     | 5,8 (48,8)            | 5,8 (48,8)     |
|  | Combined    | l/100km (mpg) | 5,2 (54,3)          | 5,2 (54,3)     | 5,2 (54,3)          | 5,2 (54,3)     | 6,9 (40,7)            | 6,9 (40,7)     |
| NEDC2 CO <sub>2</sub> Emissions              | Urban       | (g/km)        | 151                 | 153            | 151                 | 153            | 237                   | 237            |
|  | Extra Urban | (g/km)        | 128                 | 129            | 128                 | 129            | 153                   | 153            |
|  | Combined    | (g/km)        | 137                 | 138            | 137                 | 138            | 183                   | 183            |
| <b>WLTP**</b>                                |             |               |                     |                |                     |                |                       |                |
| WLTP Consumption                             | Low         | l/100km (mpg) | 7,5-7,7 (37,7-36,7) |                | 7,5-7,8 (37,7-36,2) |                | 10,5-10,9 (26,9-25,9) |                |
|  | Medium      | l/100km (mpg) | 6,1-6,5 (46,3-43,5) |                | 6,1-6,6 (46,3-42,8) |                | 7,7-7,8 (36,7-36,2)   |                |
|  | High        | l/100km (mpg) | 5,3-5,8 (53,3-48,7) |                | 5,3-5,9 (53,3-47,9) |                | 6,0-6,4 (47,1-44,1)   |                |
|  | Extra High  | l/100km (mpg) | 6,6-7,1 (42,8-39,8) |                | 6,6-7,2 (42,8-39,2) |                | 7,4-7,9 (38,2-35,8)   |                |
|  | Combined    | l/100km (mpg) | 6,2-6,7 (45,6-42,2) |                | 6,2-6,7 (45,6-42,2) |                | 7,4-7,8 (38,2-36,2)   |                |
| WLTP CO <sub>2</sub> Emissions               | Low         | (g/km)        | 197-203             |                | 197-204             |                | 274-286               |                |
|  | Medium      | (g/km)        | 159-171             |                | 159-172             |                | 201-204               |                |
|  | High        | (g/km)        | 140-152             |                | 140-153             |                | 157-168               |                |
|  | Extra High  | (g/km)        | 173-186             |                | 173-189             |                | 193-206               |                |
|  | Combined    | (g/km)        | 163-175             |                | 163-177             |                | 194-205               |                |

■ Standard.

Class A (18" and 19" wheels) Class B (20"-22" wheels).

\*The figures provided are NEDC2 calculated from official manufacturer's WLTP tests in accordance with EU legislation. For comparison purposes only. Real-world figures may differ. CO<sub>2</sub> and fuel economy figures may vary according to factors such as driving styles, environmental conditions, load, wheel fitment and accessories fitted. NEDC2 are figures calculated using a Government formula from WLTP figures equivalent to what they would have been under the old NEDC test. The correct tax treatment can then be applied.

\*\*The figures provided are as a result of official manufacturer's tests in accordance with EU legislation. For comparison purposes only. Real-world figures may differ. CO<sub>2</sub> and fuel economy figures may vary according to factors such as driving styles, environmental conditions, load, wheel fitment and accessories fitted.

# F-PACE - TECHNICAL SPECIFICATION

| <b>POWERTRAIN</b>                         | <b>D200</b>                                | <b>D300</b>       |
|---|--|-------------------|
| Transmission                              | Automatic                                  | Automatic         |
| Driveline                                 | AWD  | AWD               |
| Maximum power (PS / kW / rpm)             | 199 / 146 / 3.750                          | 300 / 221 / 4.000 |
| Maximum torque (Nm / rpm)                 | 430 / 1.750-2.500                          | 650 / 1.500-2.500 |
| Capacity (cc)                             | 1.997                                      | 2.996             |
| No. of cylinders / Valves per cylinder    | 4 / 4                                      | 6 / 4             |
| Cylinder layout                           | Inline                                     | Inline            |
| Bore / stroke (mm)                        | 83 / 92,31                                 | 83 / 92,31        |
| Compression ratio (:1)                    | 16,5+ / -0,5                               | 15,5              |
| <b>PERFORMANCE</b>                        |  |                   |
| Acceleration (secs) 0-100 km/h (0-60 mph) | 8,0 (7,6)                                  | 6,4 (6,1)         |
| Maximum speed km/h (mph)                  | 210 (130)                                  | 230 (143)         |
| <b>BRAKES</b>                             |  |                   |
| Front type                                | Single Piston Sliding Caliper, Vented Disc |                   |
| Front diameter (mm)                       | 350  | 370               |
| Rear type                                 | Single Piston Sliding Caliper, Vented Disc |                   |
| Rear diameter (mm)                        | 325  | 325               |
| Park Brake                                | iEPB, motor on caliper                     |                   |

# F-PACE - TECHNICAL SPECIFICATION

| <b>WEIGHTS (kg)*</b>                     | <b>D200</b> | <b>D300</b> |
|--|-------------|-------------|
| Unladen weight (EU)**                    | 1.900       | 2.017       |
| Unladen weight (DIN)†                    | 1.825       | 1.942       |
| Gross Vehicle Weight (GVW)               | 2.540       | 2.660       |
| <b>TOWING (kg)</b>                       |             |             |
| Unbraked trailer                         | 750         | 750         |
| Maximum towing                           | 2.400       | 2.400       |
| Maximum coupling point (nose weight)     | 100         | 100         |
| Maximum vehicle and trailer combination  | 4.940       | 5.060       |
| <b>ROOF CARRYING (kg)</b>                |             |             |
| Maximum roof load (including cross bars) | 75          | 75          |

\*Weights reflect vehicles to standard specifications. Optional extras increase weight. \*\*Includes a 75kg driver, full fluids and 90% fuel. †Includes full fluids and 90% fuel.

# F-PACE - TECHNICAL SPECIFICATION

## FUEL ECONOMY

|  | D200 | D300 |
|--|------|------|
| Fuel tank capacity - useable litres          | 62   | 68   |
| Diesel/Gasoline Particulate Filter (DPF/GPF) | ■    | ■    |

## NEDC\*

|                           |          |         |     |     |
|---------------------------|----------|---------|-----|-----|
| Consumption               | Combined | l/100km | 5,9 | 6,4 |
| CO <sub>2</sub> Emissions | Combined | (g/km)  | 156 | 167 |

■ Standard.

\*The figures provided are NEDC calculated from official manufacturer's tests. Figures may vary according to environment and driving style. For comparison purposes only. Real-world figures may differ.

# F-PACE - TECHNICAL SPECIFICATION

| <b>POWERTRAIN</b>                         | <b>P250</b>       | <b>P340 MHEV</b>                           | <b>P400 MHEV</b>        |
|---|-------------------|--|-------------------------|
| Transmission                              | Automatic         | Automatic                                  | Automatic               |
| Driveline                                 | AWD               | AWD  | AWD                     |
| Maximum power (PS / kW / rpm)             | 250 / 184 / 5.500 | 340 / 250 / 5.500-6.500                    | 400 / 294 / 5.500-6.500 |
| Maximum torque (Nm / rpm)                 | 365 / 1.300-4.500 | 480 / 1.500-4.500                          | 550 / 2.000-5.000       |
| Capacity (cc)                             | 1.997             | 2.995                                      | 2.995                   |
| No. of cylinders / Valves per cylinder    | 4 / 4             | 6 / 4                                      | 6 / 4                   |
| Cylinder layout                           | Inline            | Inline                                     | Inline                  |
| Bore / stroke (mm)                        | 83 / 92,29        | 83 / 92,29                                 | 83 / 92,29              |
| Compression ratio (:1)                    | 10,5+ / -0,5      | 10,5                                       | 10,5                    |
| <b>PERFORMANCE</b>                        |                   |  |                         |
| Acceleration (secs) 0-100 km/h (0-60 mph) | 7,3 (6,9)         | 6,1 (5,8)                                  | 5,4 (5,1)               |
| Maximum speed km/h (mph)                  | 217 (135)         | 240 (149)                                  | 250 (155)               |
| <b>ELECTRIC MOTOR DATA</b>                |                   |  |                         |
| Maximum Power PS (kW)                     | -                 | -  | -                       |
| Maximum Torque (Nm)                       | -                 | -  | -                       |
| <b>BRAKES</b>                             |                   |  |                         |
| Front type                                |                   | Single Piston Sliding Caliper, Vented Disc |                         |
| Front diameter (mm)                       | 350               | 370  | 370                     |
| Rear type                                 |                   | Single Piston Sliding Caliper, Vented Disc |                         |
| Rear diameter (mm)                        | 325               | 325  | 325                     |
| Park Brake                                |                   | iEPB, motor on caliper                     |                         |

# F-PACE - TECHNICAL SPECIFICATION

| <b>POWERTRAIN</b>                         | <b>P400e PHEV</b>                          | <b>P550 SVR</b>  |
|---|--|--|
| Transmission                              | Automatic                                  | Automatic  |
| Driveline                                 | AWD  | AWD  |
| Maximum power (PS / kW / rpm)             | 404 / 297 / 5.500*                         | 550 / 405 / 6.250-6.500  |
| Maximum torque (Nm / rpm)                 | 640 / 1.500-4.400*                         | 700 / 3.500-5.000  |
| Capacity (cc)                             | 1.997                                      | 5.000  |
| No. of cylinders / Valves per cylinder    | 4 / 4                                      | 8 / 4  |
| Cylinder layout                           | Inline                                     | Longitudinal V   |
| Bore / stroke (mm)                        | 83 / 92,29                                 | 92,5 / 93  |
| Compression ratio (:1)                    | 9,5+ / -0,5                                | 9,5  |
| <b>PERFORMANCE</b>                        |  |  |
| Acceleration (secs) 0-100 km/h (0-60 mph) | 5,3 (5,0)                                  | 4,0 (3,8)  |
| Maximum speed km/h (mph)                  | 240 (149)                                  | 286 (178)  |
| <b>ELECTRIC MOTOR DATA</b>                |  |  |
| Maximum Power PS (kW)                     | 143 (105)                                  | -  |
| Maximum Torque (Nm)                       | 275  | -  |
| <b>BRAKES</b>                             |  |  |
| Front type                                | Single Piston Sliding Caliper, Vented Disc | 4-Piston Aluminium Monobloc Fixed Caliper, Vented 2-Piece Disc |
| Front diameter (mm)                       | 370  | 395  |
| Rear type                                 | Single Piston Sliding Caliper, Vented Disc | Single Piston Sliding Caliper, Vented Disc                     |
| Rear diameter (mm)                        | 325  | 396  |
| Park Brake                                | iEPB, motor on caliper                     | iEPB, motor on caliper   |

- Not available.

\*When combined with electric motor.

# F-PACE - TECHNICAL SPECIFICATION

| <b>WEIGHTS (kg)*</b>                     | <b>P250</b> | <b>P340 MHEV</b> | <b>P400 MHEV</b> |
|--|-------------|------------------|------------------|
| Unladen weight (EU)**                    | 1.897       | TBC              | 2.028            |
| Unladen weight (DIN)†                    | 1.822       | TBC              | 1.953            |
| Gross Vehicle Weight (GVW)               | 2.520       | TBC              | 2.600            |
| <b>TOWING (kg)</b>                       |             |                  |                  |
| Unbraked trailer                         | 750         | TBC              | 750              |
| Maximum towing                           | 2.400       | TBC              | 2.400            |
| Maximum coupling point (nose weight)     | 100         | TBC              | 100              |
| Maximum vehicle and trailer combination  | 4.920       | TBC              | 5.000            |
| <b>ROOF CARRYING (kg)</b>                |             |                  |                  |
| Maximum roof load (including cross bars) | 75          | 75               | 75               |

\*Weights reflect vehicles to standard specifications. Optional extras increase weight. \*\*Includes a 75kg driver, full fluids and 90% fuel. †Includes full fluids and 90% fuel.

# F-PACE - TECHNICAL SPECIFICATION

| <b>WEIGHTS (kg)*</b>                     | <b>P400e PHEV</b> | <b>P550 SVR</b> |
|--|-------------------|-----------------|
| Unladen weight (EU)**                    | 2.189             | 2.133           |
| Unladen weight (DIN)†                    | 2.114             | 2.058           |
| Gross Vehicle Weight (GVW)               | 2.690             | 2.590           |
| <b>TOWING (kg)</b>                       |                   |                 |
| Unbraked trailer                         | 750               | 750             |
| Maximum towing                           | 2.000             | 2.400           |
| Maximum coupling point (nose weight)     | 100               | 100             |
| Maximum vehicle and trailer combination  | 4.690             | 4.990           |
| <b>ROOF CARRYING (kg)</b>                |                   |                 |
| Maximum roof load (including cross bars) | 75                | 75              |

\*Weights reflect vehicles to standard specifications. Optional extras increase weight. \*\*Includes a 75kg driver, full fluids and 90% fuel. †Includes full fluids and 90% fuel.



# F-PACE - TECHNICAL SPECIFICATION

| <b>FUEL ECONOMY</b>                          |             |               | <b>P250</b>           | <b>P340 MHEV</b> | <b>P400 MHEV</b> |                |                       |                |
|--|-------------|---------------|-----------------------|------------------|------------------|----------------|-----------------------|----------------|
| Fuel tank capacity - useable litres          |             |               | 83                    | 83               | 83               |                |                       |                |
| Diesel/Gasoline Particulate Filter (DPF/GPF) |             |               | ■                     | ■                | ■                |                |                       |                |
| EV Range Class A Combined (NEDC2)*           | km/miles    |               | -                     | -                | -                |                |                       |                |
| EV Range TEL Combined (WLTP)**               | km/miles    |               | -                     | -                | -                |                |                       |                |
| <b>NEDC EQUIVALENT (NEDC2)*</b>              |             |               | <b>Class A</b>        | <b>Class B</b>   | <b>Class A</b>   | <b>Class B</b> | <b>Class A</b>        | <b>Class B</b> |
| NEDC2 Consumption                            | Urban       | l/100km (mpg) | 9,4 (30,1)            | 9,6 (29,4)       | TBC              | TBC            | 11,9 (23,8)           | 11,9 (23,8)    |
|  | Extra Urban | l/100km (mpg) | 6,7 (42,2)            | 6,8 (41,5)       | TBC              | TBC            | 7,2 (39,2)            | 7,2 (39,2)     |
|  | Combined    | l/100km (mpg) | 7,7 (36,7)            | 7,8 (36,2)       | TBC              | TBC            | 8,9 (31,7)            | 8,9 (31,7)     |
| NEDC2 CO <sub>2</sub> Emissions              | Urban       | (g/km)        | 214                   | 218              | TBC              | TBC            | 270                   | 270            |
|  | Extra Urban | (g/km)        | 151                   | 154              | TBC              | TBC            | 164                   | 164            |
|  | Combined    | (g/km)        | 174                   | 177              | TBC              | TBC            | 202                   | 202            |
| <b>WLTP**</b>                                |             |               |                       |                  |                  |                |                       |                |
| WLTP Consumption                             | Low         | l/100km (mpg) | 12,6-13,1 (22,4-21,6) |                  | -                |                | 14,5-14,8 (19,5-19,1) |                |
|  | Medium      | l/100km (mpg) | 9,1-9,9 (31,0-28,5)   |                  | -                |                | 9,6-10,2 (29,4-27,7)  |                |
|  | High        | l/100km (mpg) | 7,9-8,8 (35,8-32,1)   |                  | -                |                | 8,4-8,8 (33,6-32,1)   |                |
|  | Extra High  | l/100km (mpg) | 9,3-10,4 (30,4-27,2)  |                  | -                |                | 9,5-10,1 (29,7-28,0)  |                |
|  | Combined    | l/100km (mpg) | 9,3-10,2 (30,4-27,7)  |                  | -                |                | 9,8-10,3 (28,8-27,4)  |                |
| WLTP CO <sub>2</sub> Emissions               | Low         | (g/km)        | 284-295               |                  | -                |                | 326-335               |                |
|  | Medium      | (g/km)        | 206-223               |                  | -                |                | 216-231               |                |
|  | High        | (g/km)        | 179-198               |                  | -                |                | 188-197               |                |
|  | Extra High  | (g/km)        | 210-235               |                  | -                |                | 213-227               |                |
|  | Combined    | (g/km)        | 209-229               |                  | -                |                | 221-233               |                |

■ Standard - Not available.

Class A (18" and 19" wheels) Class B (20"-22" wheels).

\*The figures provided are NEDC2 calculated from official manufacturer's WLTP tests in accordance with EU legislation. For comparison purposes only. Real-world figures may differ. CO<sub>2</sub> and fuel economy figures may vary according to factors such as driving styles, environmental conditions, load, wheel fitment and accessories fitted. NEDC2 are figures calculated using a Government formula from WLTP figures equivalent to what they would have been under the old NEDC test. The correct tax treatment can then be applied.

\*\*The figures provided are as a result of official manufacturer's tests in accordance with EU legislation. For comparison purposes only. Real-world figures may differ. CO<sub>2</sub> and fuel economy figures may vary according to factors such as driving styles, environmental conditions, load, wheel fitment and accessories fitted.

# F-PACE - TECHNICAL SPECIFICATION

## FUEL ECONOMY

|  |          | P400e PHEV | P550 SVR |
|--|----------|------------|----------|
| Fuel tank capacity - useable litres          |          | 69         | 83       |
| Diesel/Gasoline Particulate Filter (DPF/GPF) |          | ■          | ■        |
| EV Range Class A Combined (NEDC2)*           | km/miles | 59 / 37    | -        |
| EV Range TEL Combined (WLTP)**               | km/miles | 53 / 33    | -        |

## NEDC EQUIVALENT (NEDC2)\*

|                                 |             | Class A       | Class B     | Class B     |             |
|---------------------------------|-------------|---------------|-------------|-------------|-------------|
| NEDC2 Consumption               | Urban       | l/100km (mpg) | -           | -           | 15,8 (17,9) |
|                                 | Extra Urban | l/100km (mpg) | -           | -           | 8,9 (31,7)  |
|                                 | Combined    | l/100km (mpg) | 2,4 (117,7) | 2,4 (117,7) | 11,4 (24,8) |
| NEDC2 CO <sub>2</sub> Emissions | Urban       | (g/km)        | -           | -           | 360         |
|                                 | Extra Urban | (g/km)        | -           | -           | 202         |
|                                 | Combined    | (g/km)        | 54          | 54          | 260         |

## WLTP\*\*

|                                |            |               |                       |             |
|--------------------------------|------------|---------------|-----------------------|-------------|
| WLTP Consumption               | Low        | l/100km (mpg) | -                     | 18,9 (14,9) |
|                                | Medium     | l/100km (mpg) | -                     | 12,1 (23,3) |
|                                | High       | l/100km (mpg) | -                     | 10,3 (27,4) |
|                                | Extra High | l/100km (mpg) | -                     | 11,4 (24,8) |
|                                | Combined   | l/100km (mpg) | 2,2-2,4 (128,4-117,7) | 12,2 (23,2) |
| WLTP CO <sub>2</sub> Emissions | Low        | (g/km)        | -                     | 426         |
|                                | Medium     | (g/km)        | -                     | 273         |
|                                | High       | (g/km)        | -                     | 233         |
|                                | Extra High | (g/km)        | -                     | 256         |
|                                | Combined   | (g/km)        | 49-55                 | 275         |

■ Standard - Not available.

Class A (18" and 19" wheels) Class B (20"-22" wheels).

\*The figures provided are NEDC2 calculated from official manufacturer's WLTP tests in accordance with EU legislation with a fully charged battery. For comparison purposes only. Real-world figures may differ. CO<sub>2</sub>, fuel economy, energy consumption and range figures may vary according to factors such as driving styles, environmental conditions, load, wheel fitment and accessories fitted. NEDC2 are figures calculated using a Government formula from WLTP figures equivalent to what they would have been under the old NEDC test. The correct tax treatment can then be applied.

\*\*The figures provided are as a result of official manufacturer's tests in accordance with EU legislation with a fully charged battery. For comparison purposes only. Real-world figures may differ. CO<sub>2</sub>, fuel economy, energy consumption and range figures may vary according to factors such as driving styles, environmental conditions, load, wheel fitment, accessories fitted, actual route and battery condition. Range figures are based upon production vehicle over a standardised route.

# F-PACE - DIMENSIONS

**Vehicle Height** - 1.664mm (1.670mm on SVR)

**Headroom**

Maximum front/rear headroom with Panoramic roof fitted 960 / 952mm  
Maximum front/rear headroom with standard roof 1.007 / 977mm

**Legroom**

Maximum front legroom 1.023mm  
Maximum rear legroom 944mm

**Loadspace Capacity**

Height 751mm, Width 1.091mm  
Loadspace width between arches 1.048mm  
Maximum loadspace volume behind first row  
Dry\* Up to 1.440 litres, Wet\*\* Up to 1.842 litres  
Maximum loadspace volume behind second row  
Dry\* Up to 613 litres, Wet\*\* Up to 793 litres

**Turning Circle**

Kerb-to-kerb 11,95m (12,01m on SVR)  
Wall-to-wall 12,39m (12,29m on SVR)  
Turns lock-to-lock 2,52



1.640,2mm (1.648,3mm on SVR)



1.655,7mm (1.665,9mm on SVR)



2.874mm  
4.747mm (4.762mm on SVR)

\*Dry: Volume as measured with VDA-compliant solid blocks (200mm x 50mm x 100mm). \*\*Wet: Volume as measured by simulating the loadspace filled with liquid. Volume measured up to the headliner. Boot configuration and total loadspace will vary by vehicle specification (model and powertrain) and market, and if full size spare or space saver spare wheel is fitted.

Dimensions were measured with vehicle at unladen weight.